


Wire-O and Plastic Spiral Cover Designs

Two-Piece:

Most common cover style.
Separate front and back covers.
Opens easily back-to-back.

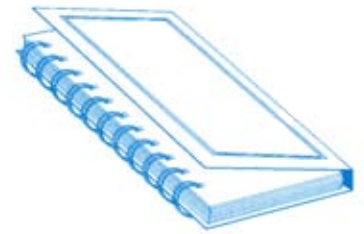
Plastic Spiral and Wire-O



Wrap-Around (One-Piece Reverse):

An intriguing one-piece cover style that opens "in reverse", creating a flat line spine for identification.

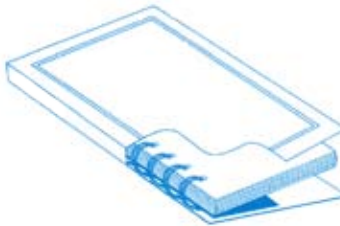
Plastic Spiral and Wire-O



Pasted Back:

Wire-O bound insert is pasted inside a one-piece, flat spine cover. Binding is concealed. Spine can be printed.

Wire-O



Wrap-Around:

A popular, attractive one-piece wrap-around cover with a permanent look.

Wire-O



Reversible:

The partially hidden Wire-O is exposed on the front cover and / or back cover. Flat spine allows for easy identification.

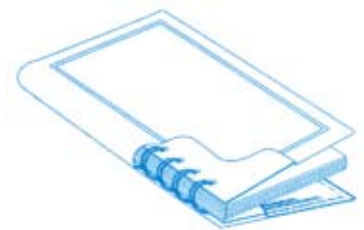
Wire-O



Sleeve Inserted:

The Wire-O bound insert is designed to slip into sleeves on covers. Ideal for inserting replacements such as check books or dated books.

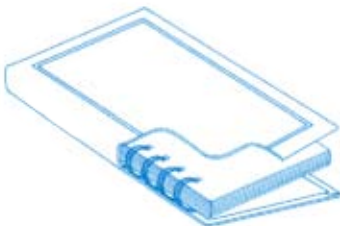
Plastic Spiral and Wire-O



Cased In:

The attractive appearance of a hard case book with all the advantages of Wire-O binding. Recommended for reference or library books.

Wire-O



Easel:

The ultimate presentation. A free-standing, triangular cover. Pages flip easily.

Plastic Spiral and Wire-O



One Piece (spine bound):

Allows for an expandable inside cover where a large spread image is important. The binding is hidden and the spine is flat.

Plastic Spiral and Wire-O



Calendar:

The best way to bind wall or desk calendars with or without a hanger. Pages always lie flat. Thumbcut is also available.

Wire-O

